

HERMAN

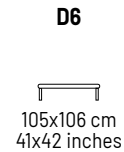
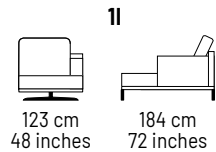
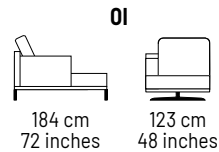
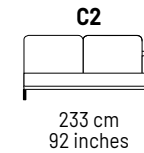
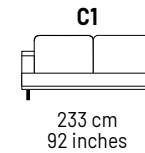
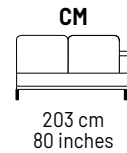
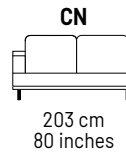
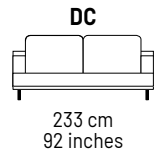
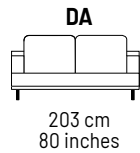
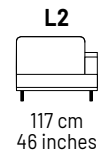
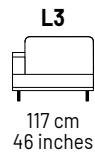
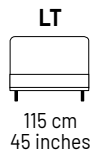
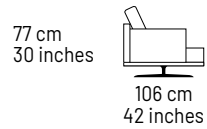


dax
DESIGN

HERMAN

2250

COVERING: leather and fabric; not removable cover
 FRAME CONSTRUCTION: Metal + Hardwood load bearing rails,
 high density particle board, glued, screwed and stapled
 BACK CUSHIONS: Premium high density high resiliency foam, feathers
 SEAT INTERIORS: Premium high density high resiliency foam,
 feathers + memory
 BACK SUSPENSIONS: Hardboard
 SEAT SUSPENSIONS: Webbing (elastic belts)
 FEET: metal feet H18cm



All dimensions are approximate and for guidance only